

This article was downloaded by: [University of Michigan]

On: 30 October 2012, At: 03:36

Publisher: Taylor & Francis

Informa Ltd Registered in England and Wales Registered Number: 1072954 Registered office:
Mortimer House, 37-41 Mortimer Street, London W1T 3JH, UK



International Journal of Control

Publication details, including instructions for authors and subscription information:

<http://www.tandfonline.com/loi/tcon20>

Reply to 'Comments on the examples in "Dynamic output feedback compensation for linear systems with independent amplitude and rate saturations"'

Feng Tyan & Dennis S. Bernstein

Version of record first published: 08 Nov 2010.

To cite this article: Feng Tyan & Dennis S. Bernstein (1999): Reply to 'Comments on the examples in "Dynamic output feedback compensation for linear systems with independent amplitude and rate saturations"', *International Journal of Control*, 72:13, 1231-1233

To link to this article: <http://dx.doi.org/10.1080/002071799220380>

PLEASE SCROLL DOWN FOR ARTICLE

Full terms and conditions of use: <http://www.tandfonline.com/page/terms-and-conditions>

This article may be used for research, teaching, and private study purposes. Any substantial or systematic reproduction, redistribution, reselling, loan, sub-licensing, systematic supply, or distribution in any form to anyone is expressly forbidden.

The publisher does not give any warranty express or implied or make any representation that the contents will be complete or accurate or up to date. The accuracy of any instructions, formulae, and drug doses should be independently verified with primary sources. The publisher shall not be liable for any loss, actions, claims, proceedings, demand, or costs or damages whatsoever or howsoever caused arising directly or indirectly in connection with or arising out of the use of this material.

Correspondence

Reply to ‘Comments on the examples in “Dynamic output feedback compensation for linear systems with independent amplitude and rate saturations”’

FENG TYAN† and DENNIS S. BERNSTEIN‡

Hui (1998) discussed the steady state error occurring in the examples given in Tyan and Bernstein (1997). As was pointed out in Hui (1998), the steady state error was due to the under capacity of control amplitude due to the saturation non-linearity. In this responding letter, we increase the saturation level and demonstrate that even though the requirement of saturation capacity is satisfied, the given LQG controller still gives totally unsatisfactory response compared to that of the controller derived in Tyan and Bernstein (1997).

1. Introduction

In example 6.1 of Tyan and Bernstein (1997), we increase both saturation levels to 10.1 to satisfy the requirement given by equation (14) of Hui (1998). As we can see from figures 1–4, the response of both the LQG controller and the controller provided by Proposition 3.1 are similar to those given in Tyan and Bernstein (1997) except that the saturation non-linearity is not activated by the latter. Note that in this case, the LQG controller gains are

$$A_c = \begin{bmatrix} 1.4031e0 & -8.5595e-1 & 4.773e-1 & -8.6660e0 & -1.8339e1 \\ -2.4149e3 & -2.8768e2 & -1.4021e2 & 9.1114e3 & 3.3617e4 \\ -4.3197e4 & -4.4009e2 & -2.4217e3 & 1.6856e5 & 1.1117e5 \\ -1.0000e0 & 0 & 0 & -7.0711e1 & -7.3561e-6 \\ 0 & -1.0000e0 & 0 & -7.3651e-6 & -2.2361e2 \end{bmatrix}$$

$$B_c = \begin{bmatrix} -2.0077e-3 & 2.28903e-4 \\ -2.3967e-3 & -7.7655e-3 \\ 8.8935e-2 & 1.5503e-1 \\ 7.0711e1 & 7.3651e-6 \\ 7.3651e6 & 2.2361e2 \end{bmatrix}$$

$$C_c = \begin{bmatrix} 1.4433e1 & 1.1226e0 & 8.2991e-1 & -5.5376e1 & -1.3905e2 \\ 8.2860e0 & -1.8310e0 & 5.6151e-1 & -4.3971e1 & 1.7512e2 \end{bmatrix}$$

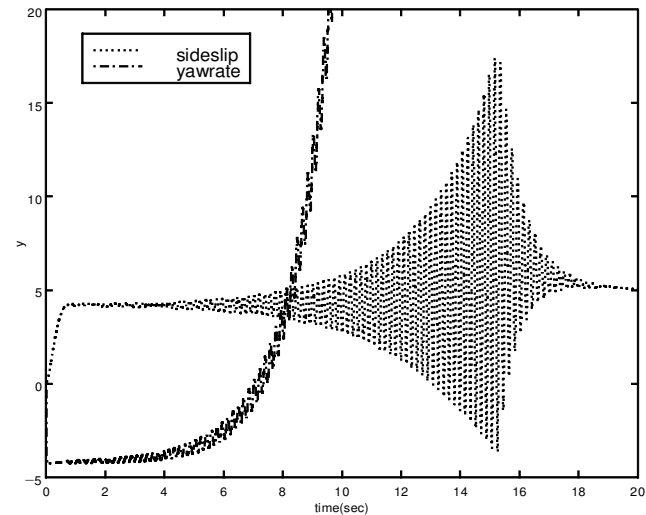


Figure 1. Output of system (6.1), (6.2) using the LQG controller for Example 6.1 of Tyan and Bernstein (1997) with amplitude saturation present.

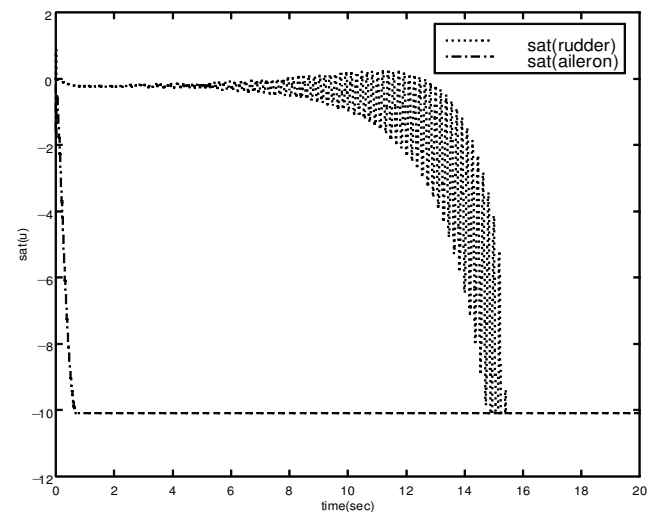


Figure 2. Saturated input $\sigma(u)$ of the LQG controller for Example 6.1 of Tyan and Bernstein (1997) with amplitude saturation present.

Received 11 December 1998.

† Corresponding author. Department of Aerospace Engineering, TamKang University, Tamshui, Taipei County, Taiwan 25137, ROC.

‡ Department of Aerospace Engineering, The University of Michigan, Ann Arbor, MI 48109-2140, USA.

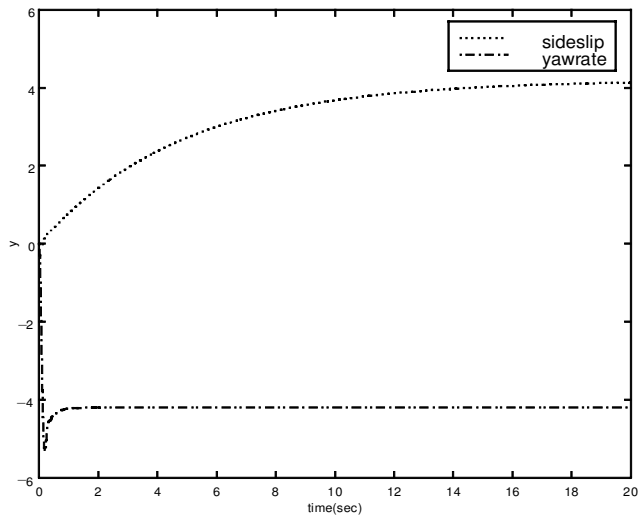


Figure 3. Response of system (6.1), (6.2) using the controller given by Proposition 3.1 for Example 6.1 of Tyan and Bernstein (1997) with amplitude saturation present.

For Example 6.2 of Tyan and Bernstein (1997), we increase both amplitude saturation levels from 10 to 10.5, and reduce both rate saturation levels from 4 to 2.5, so that the rate saturation can be activated by the

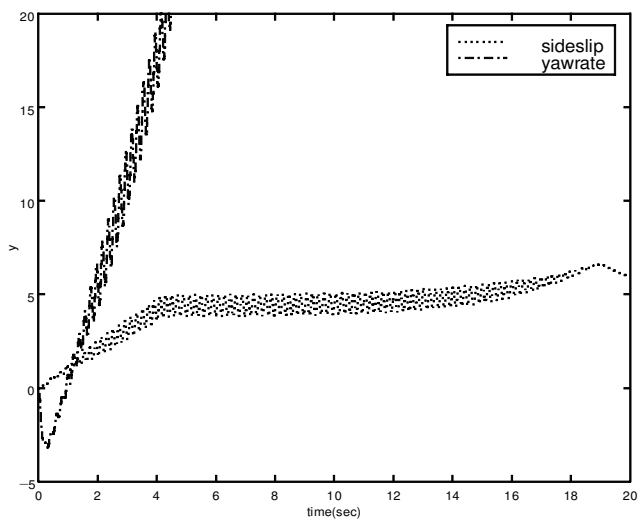


Figure 5. Output of system (6.1), (6.2) using the LQG controller for Example 6.2 of Tyan and Bernstein (1997) with amplitude saturation present.

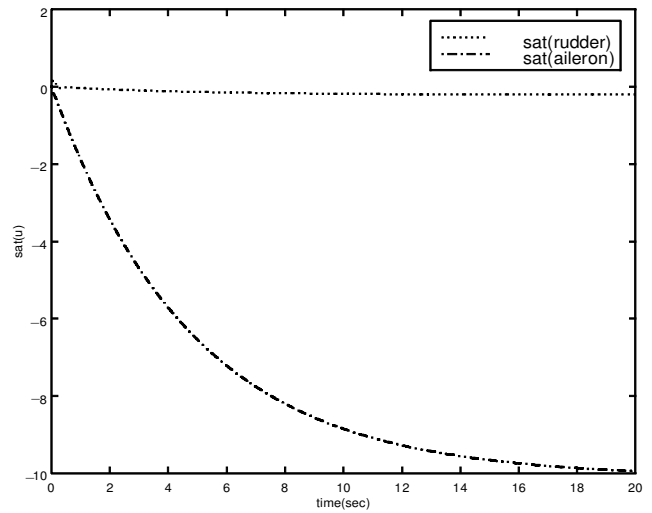


Figure 4. Saturated input $\sigma(u)$ of the controller given by Proposition 3.1 for Example 6.2 of Tyan and Bernstein (1997) with amplitude saturation present.

controller given by Proposition 5.1 of Tyan and Bernstein (1997), which was criticized by Hui (1998). Again, the response shown in figures 5–8 is similar to the response shown in Tyan and Bernstein (1997).

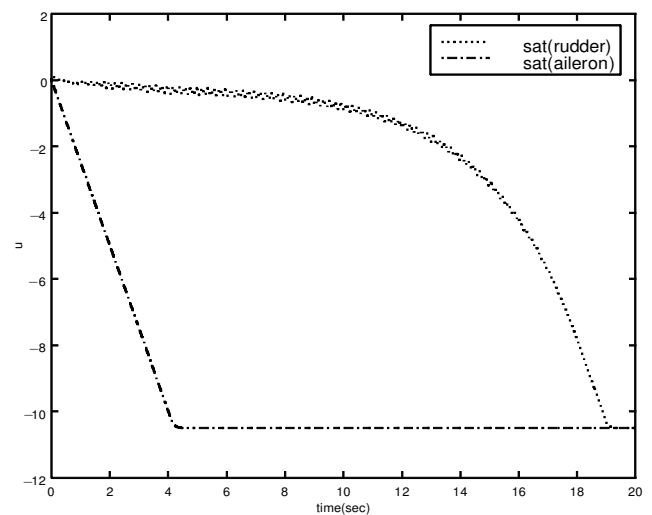


Figure 6. Saturated input $\sigma(u)$ of the LQG controller for Example 6.2 of Tyan and Bernstein (1997) with amplitude saturation present.

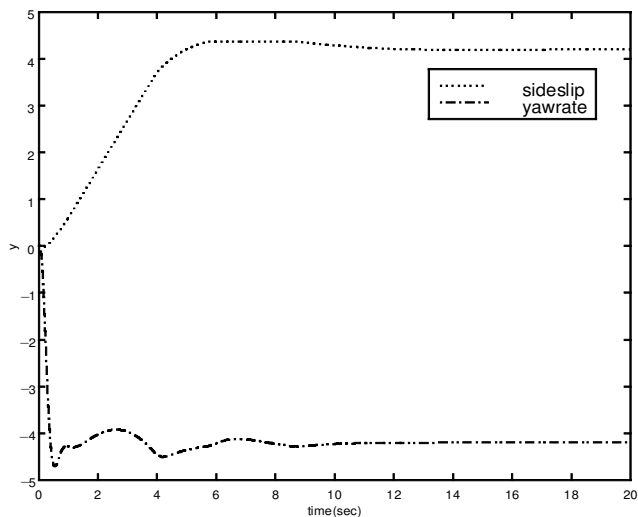


Figure 7. Response of system (6.1), (6.2) using the controller given by Proposition 5.1 for Example 6.2 of Tyan and Bernstein (1997) with amplitude saturation present.

2. Conclusion

As mentioned in Tyan and Bernstein (1997) and pointed out in Hui (1998), if the saturation non-linearity and integrator are interchangeable then there will be no steady state errors. In the examples of Tyan and Bernstein (1997), a smaller saturation level was used to activate the saturation non-linearity in order to demonstrate the ability of the new controllers. Nevertheless, we thank the author of Hui (1998) for giving us the opportunity to clarify the phenomena appearing in those figures of Tyan and Bernstein (1997).

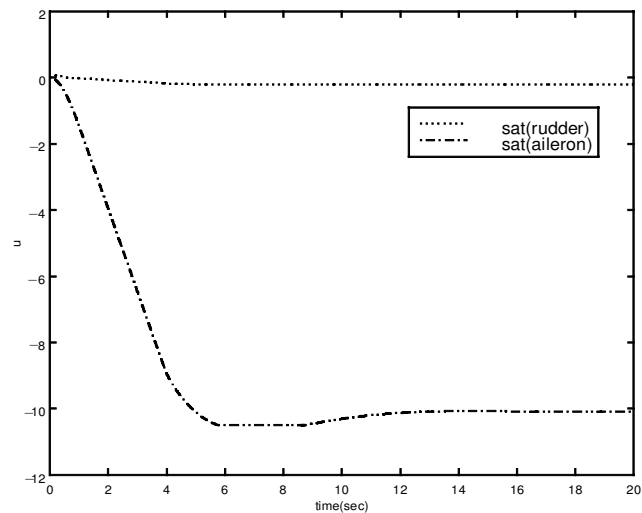


Figure 8. Saturated input $\sigma(u)$ of the controller given by Proposition 5.1 for Example 6.2 of Tyan and Bernstein (1997) with amplitude saturation present.

References

- HUI, K., 1998, Comments on the examples in 'Dynamic output feedback compensation for linear systems with independent amplitude and rate saturations'. *International Journal of Control*, **72**, 1227–1230.
- TYAN, F., and BERNSTEIN, D. S., 1997, Dynamic output feedback compensation for linear systems with independent amplitude and rate saturations. *International Journal of Control*, **67**, 89–116.